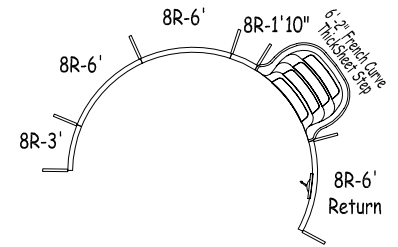
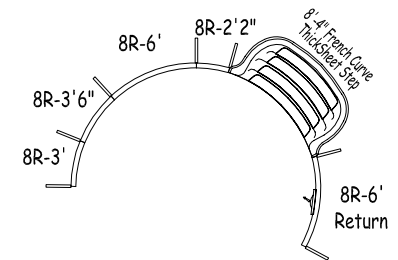


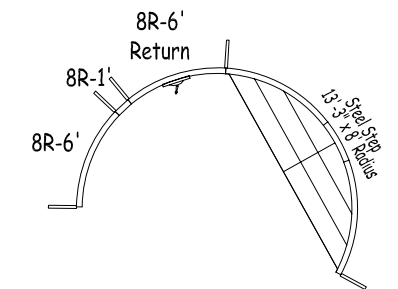
Steps Position



Step Option 1



Step Option 2



Step Option 3



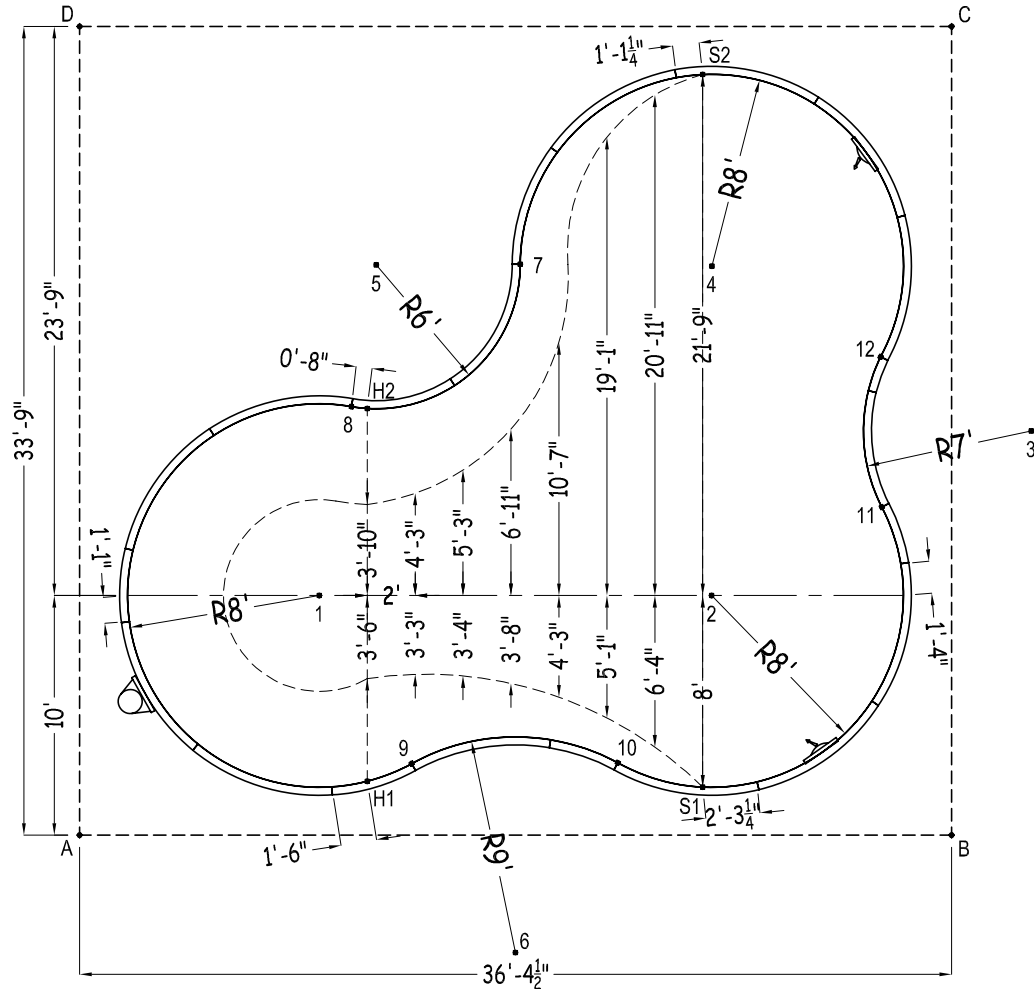
| | | | |
|-----------------------------|----------------------|--|-------------------------|
| LATHAM SPLASH CANADA | | LAGOON 16-0 X 29-9 X 32-5 RIGHT | |
| 42" STEEL PANELS | PERIMETER: | 106' | VOLUME (US Gal): 22 000 |
| DWG #: LG00S1632R10A | AREA (SqFt): | 647 | VOLUME (Litres): 83 400 |
| PART#: LG00S1632 | LINER AREA (SqFt): | 733 | DATE: 01/Jan/2010 |
| | SAFETY COVER (SqFt): | 985 | SCALE: 1/8" = 1'-0" |

Feet FirstTM

DIVING/SLIDING EQUIPMENT SHALL BE DESIGNED FOR SWIMMING POOLS AND SHALL BE INSTALLED IN ACCORDANCE WITH THE DIVING/SLIDING EQUIPMENT MANUFACTURER'S SPECIFICATIONS. PLEASE CONTACT THE DIVING/SLIDING EQUIPMENT MANUFACTURER FOR THEIR SPECIFICATIONS.

MEETS DEPTH AND SHAPE MINIMUM STANDARD ANSI/NSPI5-2003

| Center To Center | Diagonals | 9 To10 | 8'-7 1/4" | |
|------------------|-----------|-------------|-----------|-------------|
| 1 To2 | S2To7 | 10'-11 3/4" | 9 To11 | 22'-4 1/4" |
| 1 To3 | S1To7 | 23'-1 1/4" | 9 To12 | 25'-10 3/4" |
| 1 To4 | H1To8 | 15'-7 3/4" | 10To11 | 15'-4" |
| 1 To5 | H2To9 | 14'-11 1/4" | 10To12 | 20'-2 1/4" |
| 1 To6 | S2To10 | 28'-11 1/4" | 11To12 | 6'-3 1/4" |
| 2 To3 | S1To12 | 19'-5 1/4" | | |
| 2 To4 | 7 To8 | 9'-2 1/2" | | |
| 2 To5 | 7 To9 | 21'-4" | | |
| 2 To6 | 7 To10 | 21'-2 1/2" | | |
| 3 To4 | 7 To11 | 18'-2 1/4" | | |
| 3 To5 | 7 To12 | 15'-6 1/2" | | |
| 3 To6 | 8 To9 | 15'-1 1/4" | | |
| 4 To5 | 8 To10 | 18'-6 3/4" | | |
| 4 To6 | 8 To11 | 22'-6 1/4" | | |
| 5 To6 | 8 To12 | 22'-2 1/4" | | |



2010

No Step
Option 1
Option 2
Option 3

| Part number | Description | Qty | Qty | Qty | Qty |
|----------------|--------------------------------|-----|-----|-----|-----|
| RA0720961X | 8R-6' Plain | 8 | 7 | 6 | 6 |
| RA0720961* | 8R-6' Skimmer | 1 | 1 | 1 | 1 |
| RA0720961* | 8R-6' Return | 2 | 2 | 2 | 2 |
| RA0600961X | 8R-5' Plain | 1 | - | - | - |
| RA0420960X | 8R-3'6" Plain | 1 | 1 | 2 | 1 |
| RA0360960X | 8R-3' Plain | 1 | 2 | 2 | 1 |
| RA0300960X | 8R-2'6" Plain | 1 | 1 | 1 | 1 |
| RA0260960X | 8R-2'2" Plain | - | - | 1 | - |
| RA0220960X | 8R-1'10" Plain | - | 1 | - | - |
| RA0120960X | 8R-1' Plain | - | - | - | 1 |
| RR0720721X | 6RR-6' Plain | 1 | 1 | 1 | 1 |
| RR0540721X | 6RR-4'6" Plain | 1 | 1 | 1 | 1 |
| RR0600841X | 7RR-5' Plain | 1 | 1 | 1 | 1 |
| RR0180840X | 7RR-1'6" Plain | 1 | 1 | 1 | 1 |
| RR0721081X | 9RR-6' Plain | 1 | 1 | 1 | 1 |
| RR0361080X | 9RR-3' Plain | 1 | 1 | 1 | 1 |
| XXX-XXX | Panel Brace | 21 | 22 | 22 | 21 |
| IPC-HDWSTRT150 | Hardware, Straight 150 Pack | 2 | 2 | 2 | 2 |
| IPC-STKPK25 | Rebar Stake, 18" 25 Pack | 2 | 2 | 2 | 2 |
| | 6ft French Curved Step | - | 1 | - | - |
| | 8ft French Curved Step | - | - | 1 | - |
| | Steel Step, 13'-3" x 8' Radius | - | - | - | 1 |

| | A | B | C | D |
|----|-------------|-------------|-------------|-------------|
| 1 | 14'-1 3/4" | 28'-2 1/2" | 35'-6" | 25'-9 1/4" |
| 2 | 28'-2 1/2" | 14'-1 3/4" | 25'-9 1/4" | 35'-6" |
| 3 | 43'-1 3/4" | 17'-2 1/2" | 17'-2 1/2" | 43'-1 3/4" |
| 4 | 35'-6" | 25'-9 1/4" | 14'-1 3/4" | 28'-2 1/2" |
| 5 | 26'-10" | 33'-9 1/2" | 25'-11 3/4" | 15'-10 1/2" |
| 6 | 18'-10" | 18'-10" | 42'-8 1/2" | 42'-8 1/2" |
| 7 | 30'-1" | 29'-10 1/4" | 20'-6 3/4" | 20'-10 3/4" |
| 8 | 21'-2 1/4" | 30'-9 1/4" | 29'-7 3/4" | 19'-6" |
| 9 | 14'-2" | 22'-8 3/4" | 38'-1 1/2" | 33'-8 3/4" |
| 10 | 22'-8" | 14'-3" | 33'-8 3/4" | 38'-0 3/4" |
| 11 | 36'-2" | 14" | 20'-3 1/4" | 39'-0 1/4" |
| 12 | 38'-11 1/4" | 20'-2 1/4" | 14'-1 1/4" | 36'-2" |
| H1 | 12'-2 1/2" | 24'-5 3/4" | 39'-10" | 33'-8 1/2" |
| H2 | 21'-5 3/4" | 30'-2 1/4" | 29'-1 1/2" | 19'-11 1/2" |
| S1 | 26'-1" | 10'-6 3/4" | 33'-4 3/4" | 41'-0 1/4" |
| S2 | 41'-0 1/4" | 33'-4 3/4" | 10'-6 3/4" | 26'-1" |
| A | - | 36'-4 1/2" | 49'-7 1/2" | 33'-9" |