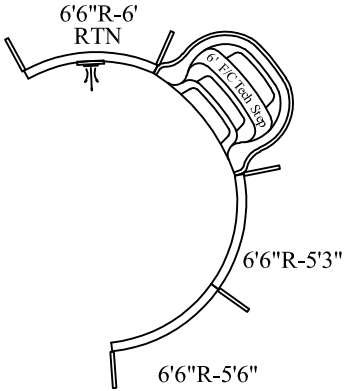
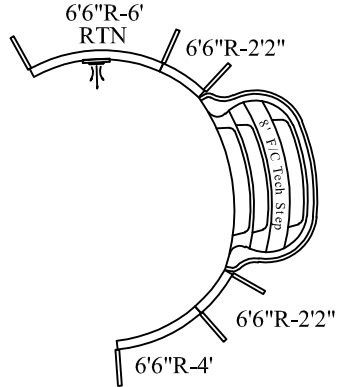


# STEP OPTIONS

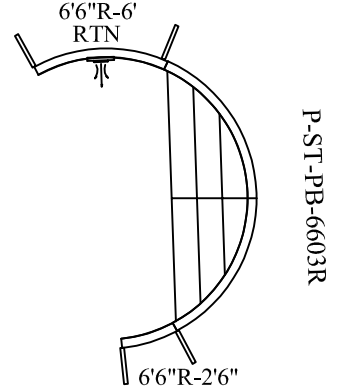
## STEP OPTION 1



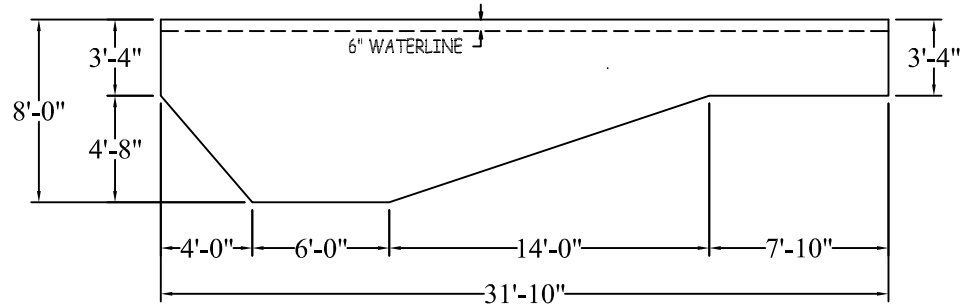
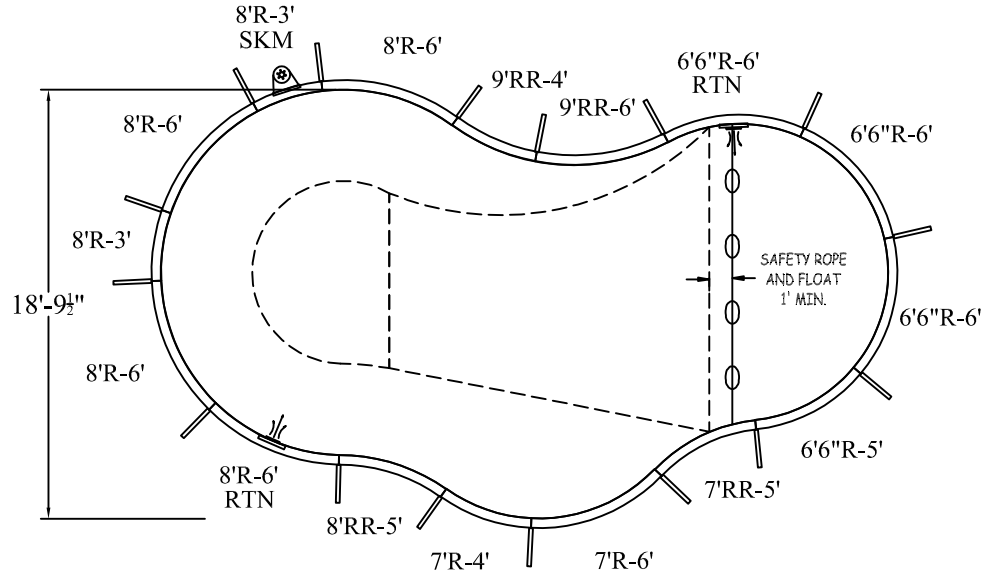
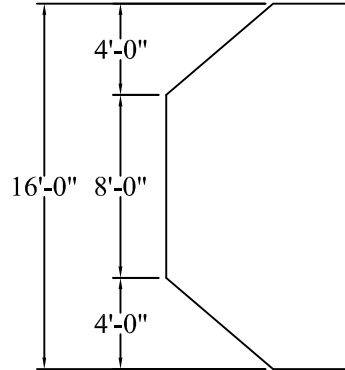
## STEP OPTION 2



## STEP OPTION 3



P-ST-PB-6603R



MOUNTAIN LAKE

DATE: 01/01/2019

PERIMETER: 83'-0" LIN.FT.

REVISION:

SURFACE (ft<sup>2</sup>): 429.5612

SCALE: N.T.S.

LINER (ft<sup>2</sup>): 509.3328

APPROX. WATER VOLUME: 56 600 LITRES

COVER (ft<sup>2</sup>): 760.5089 FREEFORM

# ATLAS SERIES

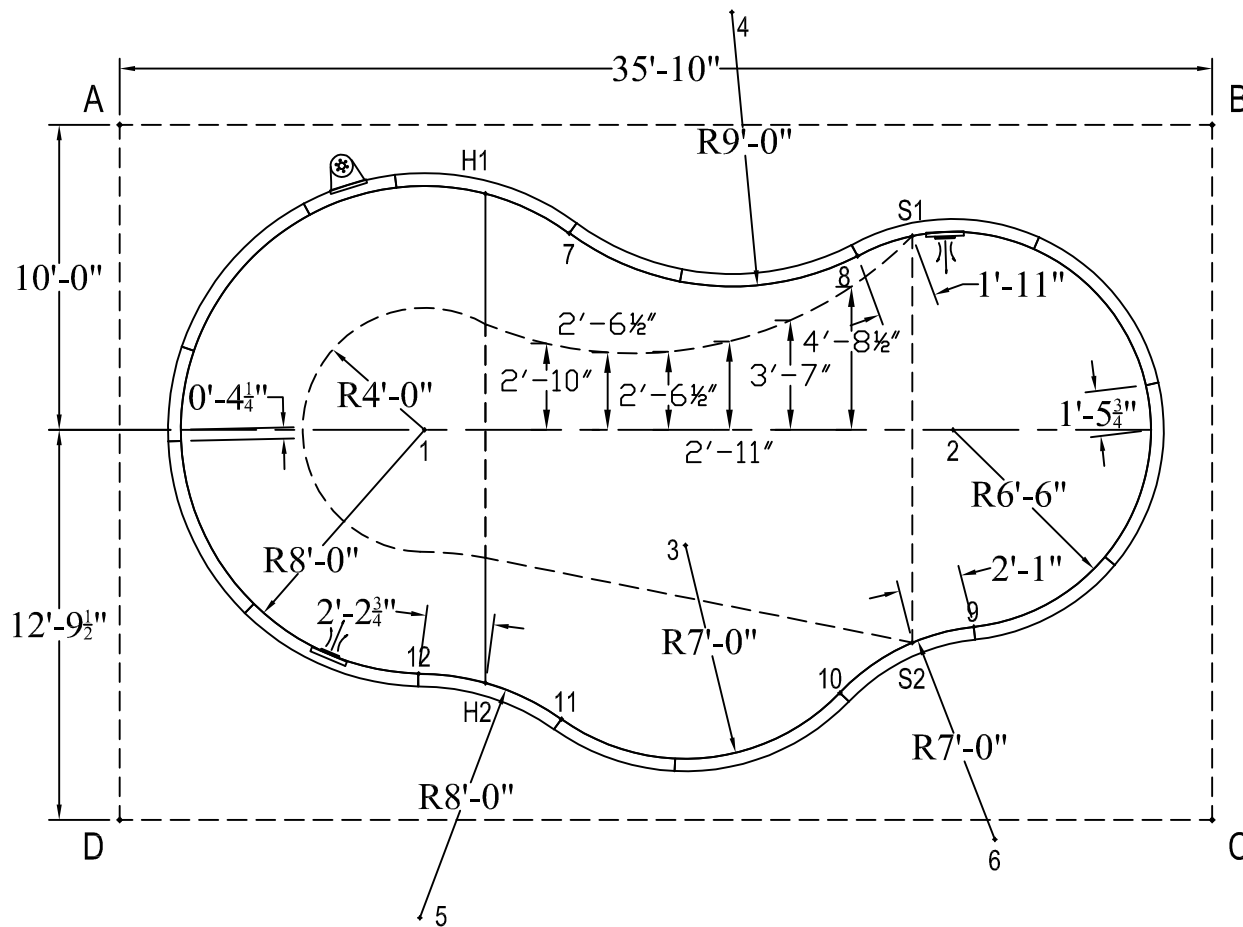
### WARNING

SWIMMING POOLS ARE DANGEROUS WHEN USED IMPROPERLY. CONSULT YOUR DEALER FOR INFORMATION ON THE SAFE USE OF SWIMMING POOLS. IT IS THE RESPONSIBILITY OF TOWN OFFICIALS, BUILDERS AND HOME OWNERS TO FOLLOW ALL SAFETY RECOMMENDATIONS OF LOCAL ORDINANCES AND EQUIPMENT MANUFACTURERS FOR DIVING & SLIDING EQUIPMENT REFER TO THE MANUFACTURER'S INSTRUCTIONS TO CORRECTLY POSITION & INSTALL EQUIPMENT.

16-0 X 18-10 X 31-10 RIGHT

	A	B	C	D					
1	14'-1 3/4"	27'-8 1/2"	28'-10"	16'-2 3/4"	S1	26'-3"	10'-5 3/4"	21'-6 1/4"	32'-3 1/2"
2	29'-1 1/4"	13'-1 1/2"	15'-4 1/4"	30'-2"	S2	31'-0 1/2"	19'-7 1/2"	11'-5"	26'-7 3/4"
3	23'-1 1/2"	22'-1 1/4"	19'-5 3/4"	20'-7 1/2"	H1	12'-2 1/2"	23'-11 1/4"	31'-5 1/2"	23'-9 1/2"
4	20'-5"	16'-2 1/4"	30'-9 3/4"	33'-2 3/4"	H2	21'-10 1/2"	30'-0 1/2"	24'-3"	12'-9 3/4"
5	27'-9 1/2"	36'-9 1/4"	26'-2 1/4"	10'-4 1/4"	A	-	35'-10"	42'-5 1/2"	22'-9 1/2"
6	37'-0 1/2"	24'-6"	7'-2"	28'-8 1/2"					
7	15'-2"	21'-4 3/4"	28'-6 1/2"	24'-2 3/4"					
8	24'-7"	12'-5"	21'-10"	30'-5 1/4"					
9	32'-6"	18'-2 3/4"	10'-0 3/4"	28'-8 1/2"					
10	30'-1"	22'-3 1/4"	12'-11"	23'-11 3/4"					
11	24'-3 1/2"	28'-10 3/4"	21'-7 1/4"	14'-10 1/4"					
12	20'-6"	31'-7 3/4"	26'-5 3/4"	10'-10 3/4"					

DIAGONALS		3 to 12	9'-8 1/2"
1 to 2	17'-4"	4 to 5	31'-5"
1 to 3	9'-4 1/4"	4 to 6	28'-5 1/2"
1 to 4	17'-0"	4 to 7	9'-0"
1 to 5	16'-0"	4 to 8	9'-0"
1 to 6	23'-0 1/4"	4 to 9	21'-8"
1 to 7	8'-0"	4 to 10	22'-7 1/4"
1 to 8	15'-3 1/2"	4 to 11	23'-10 1/4"
1 to 9	19'-1 3/4"	4 to 12	24'-0"
1 to 10	16'-1 1/4"	5 to 6	19'-0 1/2"
1 to 11	10'-6"	5 to 7	22'-11 3/4"
1 to 12	8'-0"	5 to 8	26'-0 1/4"
2 to 3	9'-6 3/4"	5 to 9	20'-6 1/4"
2 to 4	15'-6"	5 to 10	15'-7 1/2"
2 to 5	23'-8 1/2"	5 to 11	8'-0"
2 to 6	13'-6"	5 to 12	8'-0"
2 to 7	14'-1 3/4"	6 to 7	24'-3 1/2"
2 to 8	6'-6"	6 to 8	19'-7 3/4"
2 to 9	6'-6"	6 to 9	7'-0"
2 to 10	9'-4 3/4"	6 to 10	7'-0"
2 to 11	15'-11 1/2"	6 to 11	14'-9"
2 to 12	19'-3 1/4"	6 to 12	19'-8"
3 to 4	17'-6 1/2"	7 to 8	9'-5 3/4"
3 to 5	15'-0"	7 to 9	18'-6 1/4"
3 to 6	14'-0"	7 to 10	17'-5 3/4"
3 to 7	10'-11"	7 to 11	15'-11 1/4"
3 to 8	11'-0 1/2"	7 to 12	15'-3 1/4"
3 to 9	9'-10"	8 to 9	12'-9"
3 to 10	7'-0"	8 to 10	14'-4"
3 to 11	7'-0"	8 to 11	18'-0 1/4"
		8 to 12	19'-10 1/2"
		9 to 10	4'-10 3/4"
		9 to 11	13'-10 1/4"
		9 to 12	18'-3 1/2"
		10 to 11	9'-2"
		10 to 12	13'-10"
		11 to 12	4'-11"
		S1 to S2	13'-4"
		S1 to H1	14'-0 3/4"
		S1 to H2	20'-3 1/4"
		S2 to H1	20'-3 3/4"
		S2 to H2	14'-0 3/4"
		H1 to H2	16'-0 1/2"



MOUNTAIN LAKE

16-0 X 18-10 X 31-10 RIGHT

DATE:01/01/2019

ATLAS SERIES