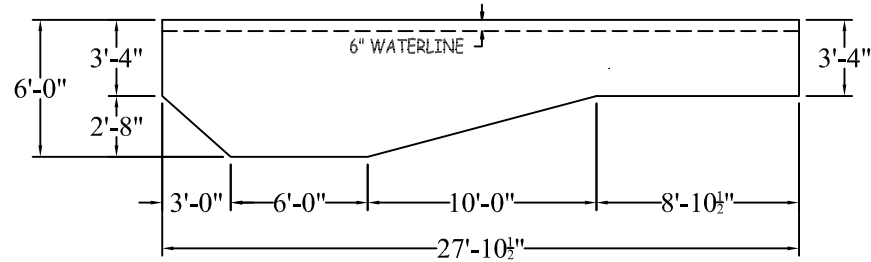
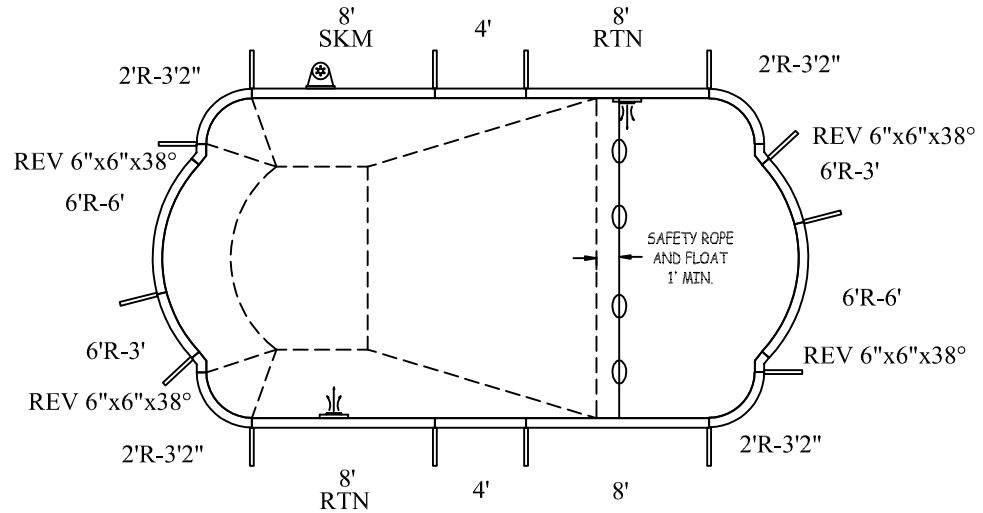
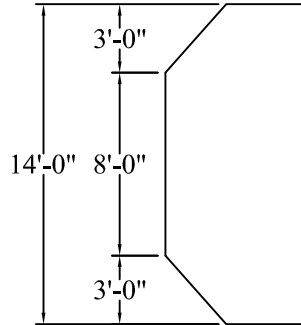
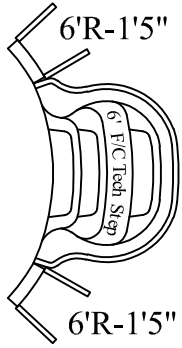


# STEP OPTIONS

## STEP OPTION 1



**NON DIVING**

ROMAN 2FT RAD

14-0 X 27-11

DATE: 01/01/2019

REVISION:

SCALE: N.T.S.

APPROX. WATER VOLUME: 37 600 LITRES

PERIMETER: 74'-8" LIN.FT.

SURFACE (ft²): 356.1763

LINER (ft²): 390.2486

COVER (ft²): 478.6720 Standard

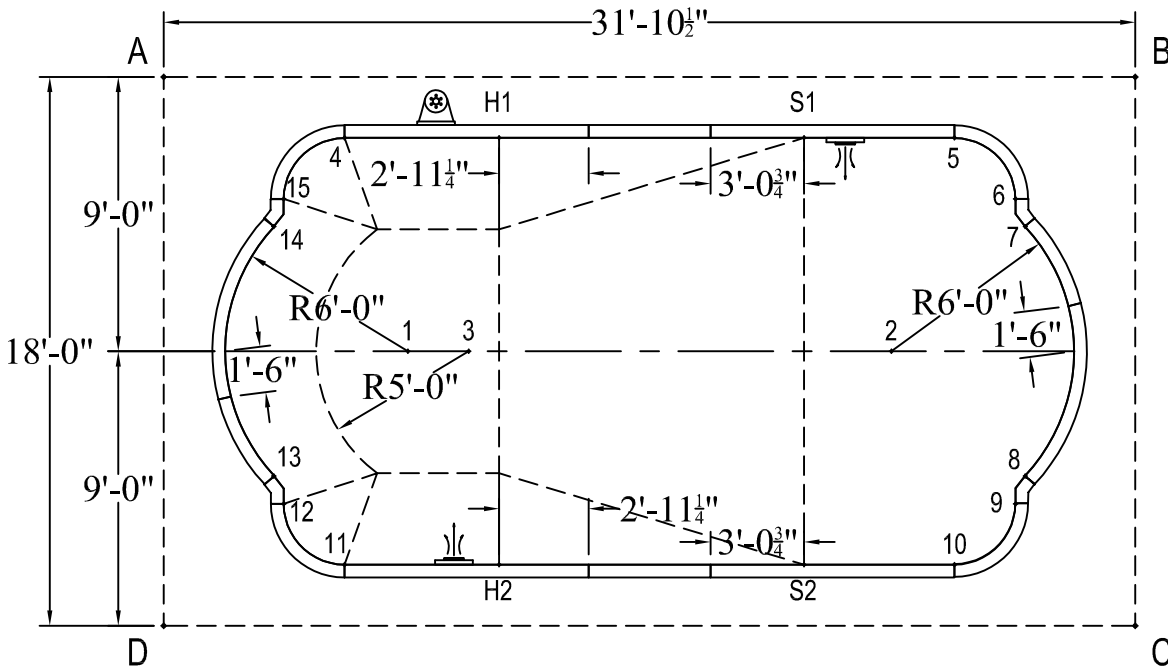
**ATLAS SERIES**

**WARNING**

SWIMMING POOLS ARE DANGEROUS WHEN USED IMPROPERLY. CONSULT YOUR DEALER FOR INFORMATION ON THE SAFE USE OF SWIMMING POOLS. IT IS THE RESPONSIBILITY OF TOWN OFFICIALS, BUILDERS AND HOME OWNERS TO FOLLOW ALL SAFETY RECOMMENDATIONS OF LOCAL ORDINANCES AND EQUIPMENT MANUFACTURERS FOR DIVING & SLIDING EQUIPMENT REFER TO THE MANUFACTURER'S INSTRUCTIONS TO CORRECTLY POSITION & INSTALL EQUIPMENT.

	A	B	C	D
1	12'-0 1/2"	25'-6"	25'-6"	12'-0 1/2"
2	25'-6"	12'-0 1/2"	12'-0 1/2"	25'-6"
3	13'-5 1/2"	23'-7 3/4"	23'-7 3/4"	13'-5 1/2"
4	6'-3"	26'-0"	30'-5 3/4"	17'-0 3/4"
5	26'-0"	6'-3"	17'-0 3/4"	30'-5 3/4"
6	28'-2 1/2"	5'-7 1/4"	14'-6 1/2"	31'-3"
7	28'-8"	6'-1 1/4"	13'-7"	31'-1 3/4"
8	31'-1 3/4"	13'-7"	6'-1 1/4"	28'-8"
9	31'-3"	14'-6 1/2"	5'-7 1/4"	28'-2 1/2"
10	30'-5 3/4"	17'-0 3/4"	6'-3"	26'-0"
11	17'-0 3/4"	30'-5 3/4"	26'-0"	6'-3"
12	14'-6 1/2"	31'-3"	28'-2 1/2"	5'-7 1/4"
13	13'-7"	31'-1 3/4"	28'-8"	6'-1 1/4"
14	6'-1 1/4"	28'-8"	31'-1 3/4"	13'-7"
15	5'-6 1/2"	28'-2"	31'-3 1/4"	14'-8"
S1	21'-1 1/4"	11'-0 1/2"	19'-4"	26'-4 3/4"
S2	26'-4 3/4"	19'-4"	11'-0 1/2"	21'-1 1/4"
H1	11'-2 1/4"	20'-11 1/2"	26'-3 1/2"	19'-5"
H2	19'-5"	26'-3 1/2"	20'-11 1/2"	11'-2 1/4"
A	-	31'-10 1/4"	36'-7 1/4"	18'-0"

DIAGONALS		2 to 4	19'-3"	6 to 10	12'-2"
1 to 2	15'-10 1/4"	2 to 5	7'-3 1/2"	6 to 11	25'-0 3/4"
1 to 3	2'-0"	2 to 6	6'-5 1/4"	6 to 12	26'-0"
1 to 4	7'-3 1/2"	2 to 7	6'-0"	6 to 13	25'-11 1/2"
1 to 5	19'-3"	2 to 8	6'-0"	6 to 14	24'-4"
1 to 6	20'-6 1/2"	2 to 9	6'-5 1/4"	6 to 15	23'-11 1/2"
1 to 7	20'-8"	2 to 10	7'-3 1/2"	7 to 8	8'-2 1/4"
1 to 8	20'-8"	2 to 11	19'-3"	7 to 9	9'-1 1/4"
1 to 9	20'-6 1/2"	2 to 12	20'-6 1/2"	7 to 10	11'-4"
1 to 10	19'-3"	2 to 13	20'-8"	7 to 11	24'-11"
1 to 11	7'-3 1/2"	2 to 14	20'-8"	7 to 12	25'-11 1/2"
1 to 12	6'-5 1/4"	2 to 15	20'-6 1/2"	7 to 13	25'-11 1/2"
1 to 13	6'-0"	3 to 4	8'-1 1/4"	7 to 14	24'-7 3/4"
1 to 14	6'-0"	3 to 5	17'-4 3/4"	7 to 15	24'-3 3/4"
1 to 15	6'-6 1/4"	3 to 6	18'-7 1/2"	8 to 9	0'-11 1/2"
2 to 3	13'-10 1/4"	3 to 7	18'-8 1/2"	8 to 10	3'-8 3/4"



3 to 8	18'-8 1/2"	8 to 11	22'-6"
3 to 9	18'-7 1/2"	8 to 12	24'-4"
3 to 10	17'-4 3/4"	8 to 13	24'-7 3/4"
3 to 11	8'-1 1/4"	8 to 14	25'-11 1/2"
3 to 12	7'-10 1/4"	8 to 15	25'-11 3/4"
3 to 13	7'-7"	9 to 10	2'-10"
3 to 14	7'-7"	9 to 11	22'-1"
3 to 15	7'-11"	9 to 12	24'-0"
4 to 5	20'-0"	9 to 13	24'-4"
4 to 6	22'-1"	9 to 14	25'-11 1/2"
4 to 7	22'-6"	9 to 15	26'-0 1/4"
4 to 8	24'-11"	10 to 11	20'-0"
4 to 9	25'-0 3/4"	10 to 12	22'-1"
4 to 10	24'-5"	10 to 13	22'-6"
4 to 11	14'-0"	10 to 14	24'-11"
4 to 12	12'-2"	10 to 15	25'-1"
4 to 13	11'-4"	11 to 12	2'-10"
4 to 14	3'-8 3/4"	11 to 13	3'-8 3/4"
4 to 15	2'-8 1/2"	11 to 14	11'-4"
5 to 6	2'-10"	11 to 15	12'-3 1/2"
5 to 7	3'-8 3/4"	12 to 13	0'-11 1/2"
5 to 8	11'-4"	12 to 14	9'-1 1/4"
5 to 9	12'-2"	12 to 15	10'-1 1/2"
5 to 10	14'-0"	13 to 14	8'-2 1/4"
5 to 11	24'-5"	13 to 15	9'-2 3/4"
5 to 12	25'-0 3/4"	14 to 15	1'-1 1/4"
5 to 13	24'-11"	S1 to S2	14'-0"
5 to 14	22'-6"	S1 to H1	10'-0"
5 to 15	22'-0 1/2"	S1 to H2	17'-2 1/2"
6 to 7	0'-11 1/2"	S2 to H1	17'-2 1/2"
6 to 8	9'-1 1/4"	S2 to H2	10'-0"
6 to 9	10'-0"	H1 to H2	14'-0"

ROMAN 2FT RAD

14-0 X 27-11

DATE:01/01/2019

ATLAS SERIES